

Signify Classified - Internal
Cooper Lighting Solutions Photometric Lab
1121 Highway 74 South
Peachtree City, GA 30269



Scaled data based on original data using
LM-79-08 Approved Method: Electrical and Photometric Measurements of Solid-
State Lighting Products

Test Report Prepared for
Cooper Lighting Solutions
(formerly Eaton)

Brand: McGRAW-EDISON

Report Number: P437080

Luminaire Tested: **ISS-SA1A-830-U-SL3**

Issue Date: 12/9/2020

Test Information

Test Method: LM-79-08
Report Number: P437080
TEST IS SCALED FROM IESNA LM-79-08 TEST DATA (G3-2011-074-16)
Test Lab: INNOVATION CENTER
Issue Date: 12/9/2020
Manufacturer: COOPER LIGHTING SOLUTIONS (FORMERLY EATON)
Product Line: MCGRAW-EDISON
Catalog Number: ISS-SA1A-830-U-SL3
Description: IMPACT ELITE LED QUARTER SPHERE LUMINAIRE
(1) 80 CRI, 3000K, 350mA LIGHTSQUARE WITH 16 LEDS AND TYPE III SPILL
LIGHT ELIMINATOR OPTICS
Light Source: -
Ballast/Driver: ELECTRONIC DRIVER

Summary

Lumens per Lamp: N/A
Luminaire Lumens: 2181 lumens
Efficiency: N/A
Efficacy: 108.5 lumens/watt
Luminous Opening: Rectangular (W 0.5' x L: 0.5' x H: 0')
IES Classification: Type III - Medium
BUG Rating: B1 - U0 - G1

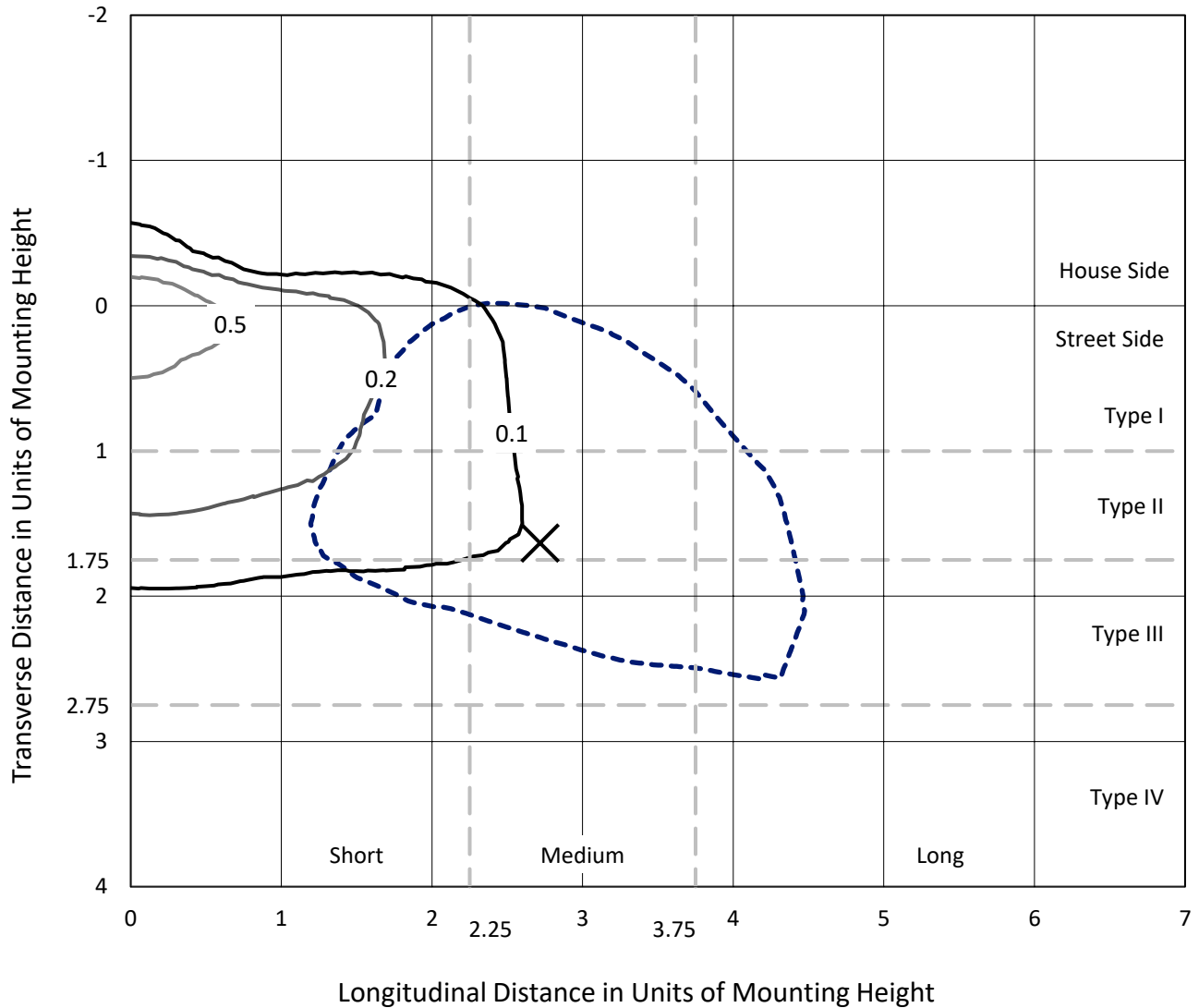
Input Watts (W): 20.1
Input Voltage (V): NR
Input Current (Ain): NR
Voltage Rise (V): NR
Power Factor: NR
Total Harmonic Distortion (THDi): NR
Frequency (hertz): 60
Stabilization Time: NR
Operation Time: NR
Ambient Temperature (°C): NR
Test Distance: 28.75 FT



REPORT NUMBER: P437080
 CATALOG NUMBER: ISS-SA1A-830-U-SL3

Iso-Footcandle Lines of Horizontal Illumination

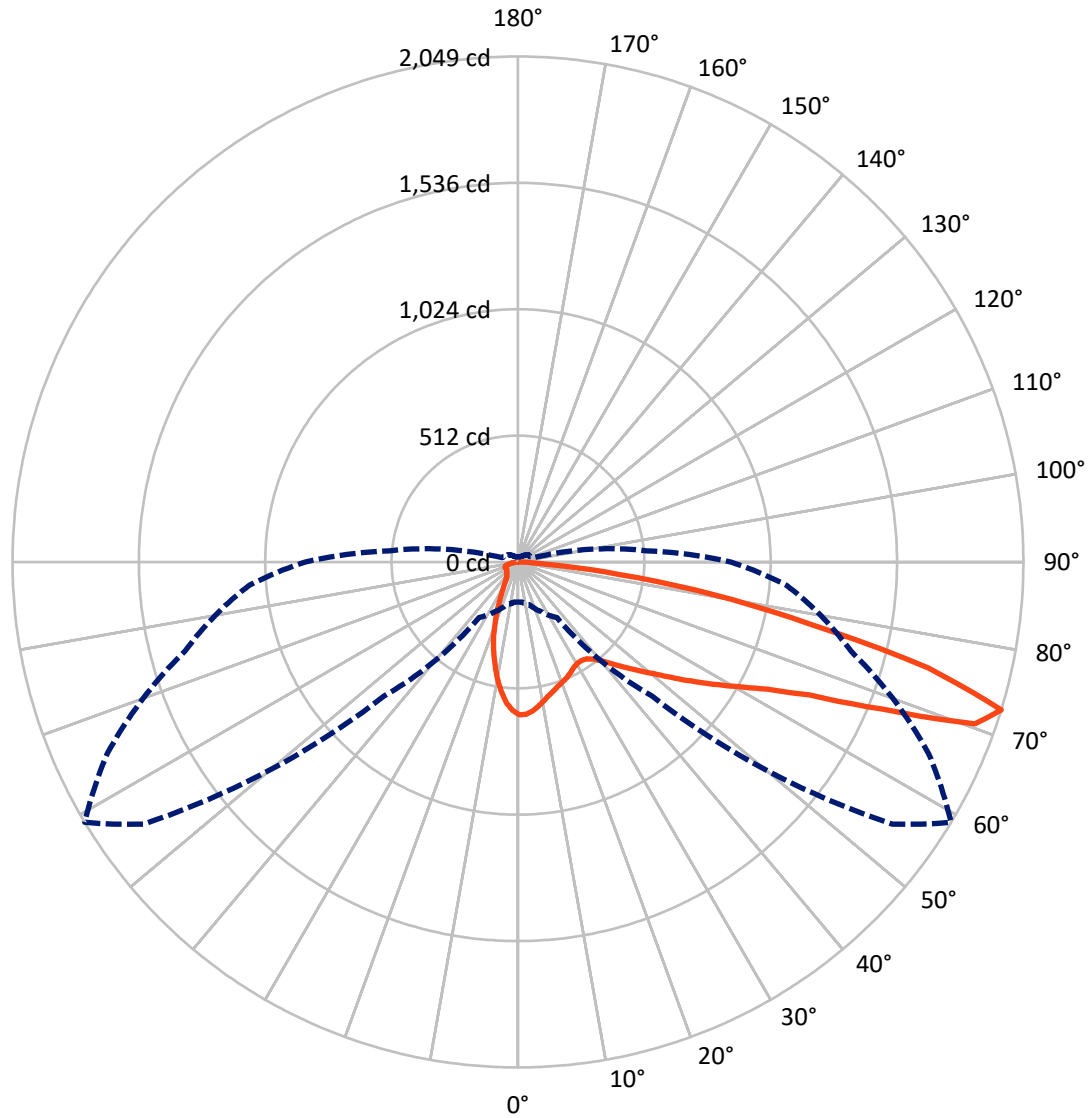
× Max cd
 - - - 1/2 Max cd



Based on 25 foot mounting height. Maximum calculated value = 1 fc
 Type III - Medium - N/A

REPORT NUMBER: P437080
CATALOG NUMBER: ISS-SA1A-830-U-SL3

Luminous Intensity Polar Plot



— Vertical Plane Through 59-Deg Lateral - - - Horizontal Cone Through 72.5-Deg Vertical

REPORT NUMBER: P437080
 CATALOG NUMBER: ISS-SA1A-830-U-SL3

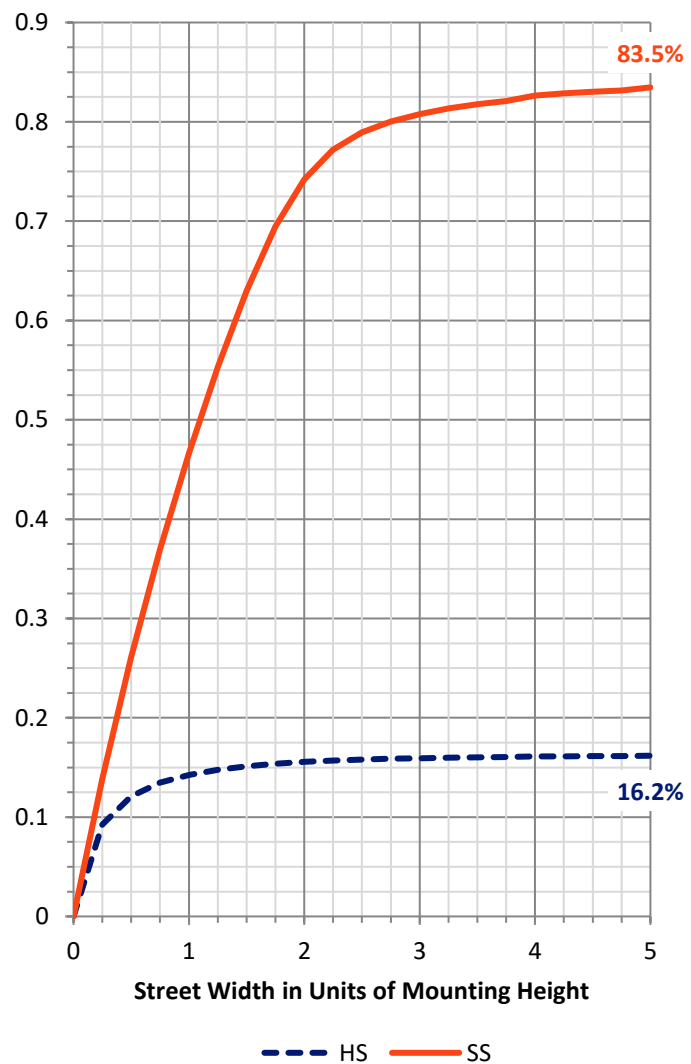
FLUX DISTRIBUTION:

		Downward	Upward	Total
House Side	Lumens	356.0	0.0	356.0
	% Fixture	16.3	0.0	16.3
Street Side	Lumens	1825.0	0.0	1825.0
	% Fixture	83.7	0.0	83.7
Total	Lumens	2181.0	0.0	2181.0
	% Fixture	100.0	0.0	100.0

Coefficient of Utilization

ZONAL LUMENS:

Zone	Lumens	% Fixture
0°-10°	53.1	2.4
10°-20°	119.4	5.5
20°-30°	153.8	7.1
30°-40°	196.8	9.0
40°-50°	273.1	12.5
50°-60°	402.5	18.5
60°-70°	541.6	24.8
70°-80°	394.0	18.1
80°-90°	46.9	2.1
90°-100°	0.0	0.0
100°-110°	0.0	0.0
110°-120°	0.0	0.0
120°-130°	0.0	0.0
130°-140°	0.0	0.0
140°-150°	0.0	0.0
150°-160°	0.0	0.0
160°-170°	0.0	0.0
170°-180°	0.0	0.0
0°-90°	2181.0	100.0
0°-180°	2181.0	100.0

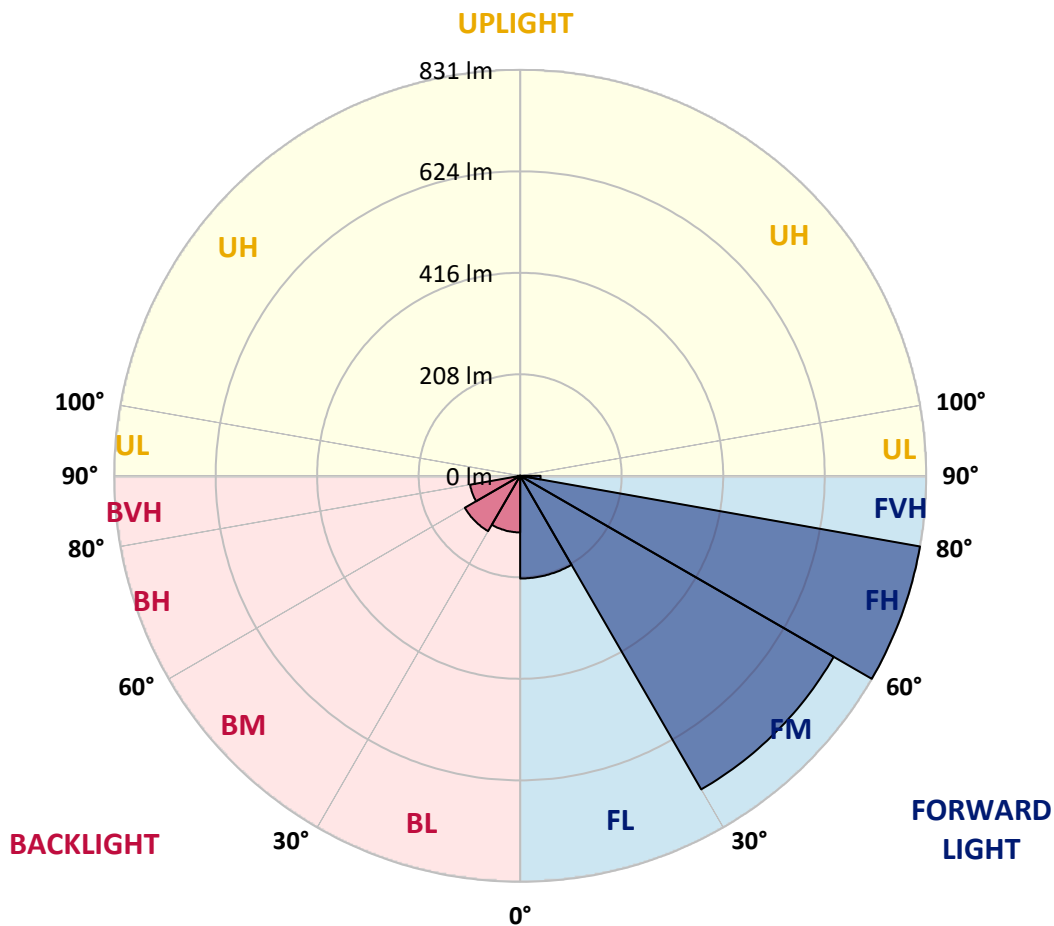


REPORT NUMBER: P437080
 CATALOG NUMBER: ISS-SA1A-830-U-SL3

LUMINAIRE CLASSIFICATION SYSTEM LUMEN TABLE AND BUG RATING:

Zone	Lumens	% Fixture	Zone Rating/Lumen Limit		
			B	U	G
FL (0°-30°)	210.3	9.6			
FM (30°-60°)	741.5	34.0			
FH (60°-80°)	831.4	38.1			G1/1800
FVH (80°-90°)	41.8	1.9			G1/100
BL (0°-30°)	115.9	5.3	B1/500		
BM (30°-60°)	130.9	6.0	B0/220		
BH (60°-80°)	104.1	4.8	B0/110		G0/110
BVH (80°-90°)	5.0	0.2			G0/10
UL (90°-100°)	0.0	0.0		U0/0	
UH (100°-180°)	0.0	0.0		U0/0	

BUG Rating: B1-U0-G1
 Type III Medium





REPORT NUMBER: P437080
 CATALOG NUMBER: ISS-SA1A-830-U-SL3

CANDELA DISTRIBUTION (FULL):

	0°	5°	15°	25°	35°	45°	55°	59°	65°	75°	85°
0°	619.0	619.0	619.0	619.0	619.0	619.0	619.0	619.0	619.0	619.0	619.0
2.5°	615.8	615.8	618.2	619.8	617.4	619.8	619.0	618.2	619.0	619.0	617.4
5°	590.4	593.6	593.6	594.4	599.9	603.9	605.5	607.1	607.9	608.7	607.1
7.5°	559.4	561.0	562.6	569.7	572.9	581.7	587.2	590.4	593.6	595.2	590.4
10°	525.2	527.6	532.4	538.0	545.9	557.8	567.4	572.9	577.7	580.1	574.5
12.5°	496.6	497.4	502.2	510.9	520.5	537.2	549.1	555.4	561.8	566.6	560.2
15°	470.4	471.2	475.2	485.5	496.6	514.9	532.4	541.9	550.7	558.6	549.9
17.5°	449.8	452.1	453.7	462.5	476.0	495.8	518.9	528.4	541.9	553.8	542.7
20°	437.8	437.0	437.8	443.4	457.7	477.6	504.6	518.1	534.0	550.7	535.6
22.5°	430.7	432.3	431.5	433.9	442.6	462.5	489.5	508.6	526.8	548.3	529.2
25°	430.7	433.1	432.3	431.5	434.7	448.2	476.8	495.8	518.9	548.3	522.1
27.5°	438.6	439.4	437.8	435.4	435.4	440.2	465.6	483.1	514.9	547.5	518.1
30°	445.8	447.4	447.4	445.8	443.4	441.0	457.7	476.0	510.9	552.3	514.9
32.5°	455.3	456.9	460.1	461.7	458.5	451.3	460.1	475.2	511.7	562.6	515.7
35°	467.2	468.8	473.6	481.5	479.2	467.2	468.8	482.3	518.1	573.7	518.9
37.5°	476.8	479.2	489.5	503.0	503.8	491.1	490.3	499.8	530.0	591.2	530.0
40°	486.3	489.5	504.6	526.8	531.6	524.4	519.7	526.8	551.5	616.6	548.3
42.5°	499.0	502.2	522.1	549.9	561.8	558.6	555.4	565.8	584.0	650.8	576.9
45°	512.5	518.9	544.3	575.3	596.8	599.1	602.3	608.7	623.0	698.5	617.4
47.5°	537.2	542.7	572.1	603.9	631.7	644.4	650.0	657.9	666.7	742.2	666.7
50°	570.5	581.7	607.9	638.9	671.4	696.1	710.4	710.4	719.9	794.6	720.7
52.5°	620.6	630.9	646.8	676.2	715.2	754.1	774.0	777.1	774.0	844.7	775.5
55°	662.7	673.0	688.1	709.6	758.9	819.2	853.4	851.0	839.9	897.9	829.6
57.5°	709.6	717.5	731.0	748.5	803.4	886.8	936.9	934.5	913.8	951.9	888.4
60°	729.5	740.6	765.2	801.0	872.5	973.4	1032.2	1025.1	979.0	1010.0	940.8
62.5°	669.9	690.5	740.6	812.9	952.7	1118.0	1157.0	1133.9	1071.1	1073.5	1011.5
65°	535.6	524.4	600.7	720.7	959.1	1296.8	1347.7	1297.6	1186.4	1154.6	1091.8
67.5°	305.9	310.7	347.2	476.8	789.8	1369.9	1678.2	1590.0	1366.7	1280.9	1188.7
70°	207.4	212.2	228.1	282.9	453.7	1224.5	1947.6	1965.1	1645.6	1393.0	1191.9
72.5°	162.1	162.9	179.6	222.5	274.9	769.2	1851.5	2048.5	1836.4	1396.9	1093.4
75°	124.0	124.8	139.9	189.9	247.1	372.7	1409.6	1718.0	1722.7	1284.9	893.1
77.5°	78.7	82.6	100.1	151.8	232.0	247.1	897.9	1210.2	1242.0	951.9	467.2
80°	38.1	39.7	50.1	96.9	204.2	218.5	534.8	804.9	697.7	371.1	142.2
82.5°	15.9	16.7	23.8	42.1	130.3	185.1	267.8	414.0	269.4	100.9	46.1
85°	3.2	4.0	5.6	10.3	42.1	90.6	109.7	107.3	65.2	31.0	17.5
87.5°	0.0	0.0	0.0	0.8	0.8	1.6	1.6	1.6	1.6	1.6	1.6
90°	0.0	0.0	0.0	0.0	0.0	0.0	0.0	0.0	0.0	0.0	0.0



REPORT NUMBER: P437080
 CATALOG NUMBER: ISS-SA1A-830-U-SL3

CANDELA DISTRIBUTION (continued):

	90°	95°	105°	115°	125°	135°	145°	155°	165°	175°	180°
0°	619.0	619.0	619.0	619.0	619.0	619.0	619.0	619.0	619.0	619.0	619.0
2.5°	616.6	616.6	610.3	605.5	599.9	596.0	592.0	587.2	586.4	588.8	591.2
5°	603.9	600.7	590.4	580.9	569.7	557.0	549.1	538.7	533.2	535.6	534.0
7.5°	587.2	582.5	563.4	547.5	525.2	505.4	491.9	476.8	466.4	462.5	460.1
10°	569.7	560.2	534.8	506.2	476.8	447.4	422.7	398.9	387.0	386.2	373.5
12.5°	553.1	540.3	504.6	463.3	422.7	383.0	346.5	320.2	287.7	278.1	281.3
15°	539.5	522.1	472.0	419.6	367.1	317.1	269.4	230.4	201.8	191.5	187.5
17.5°	526.8	502.2	441.8	379.0	313.1	250.3	192.3	162.9	145.4	139.1	139.1
20°	512.5	483.9	409.2	333.7	253.5	185.9	142.2	127.9	122.4	121.6	120.8
22.5°	501.4	465.6	375.9	286.1	197.9	141.4	117.6	111.2	111.2	112.0	112.0
25°	487.9	445.0	340.1	235.2	152.6	113.6	104.1	101.7	104.1	106.5	106.5
27.5°	478.4	426.7	307.5	187.5	118.4	98.5	93.8	94.6	97.7	100.9	100.9
30°	470.4	409.2	273.3	147.8	98.5	87.4	86.6	88.2	91.4	94.6	93.8
32.5°	462.5	395.7	236.0	116.8	85.0	80.3	79.5	81.8	84.2	85.0	86.6
35°	459.3	384.6	198.7	96.1	77.1	74.7	74.7	75.5	76.3	77.1	77.1
37.5°	461.7	375.9	165.3	81.8	72.3	71.5	70.7	69.9	69.9	69.9	70.7
40°	471.2	372.7	136.7	73.9	68.3	68.3	66.7	64.4	63.6	64.4	63.6
42.5°	490.3	379.0	112.8	69.1	65.2	64.4	62.0	60.4	59.6	59.6	58.8
45°	520.5	390.2	96.9	66.0	62.8	60.4	58.0	56.4	55.6	56.4	56.4
47.5°	560.2	410.8	85.8	62.8	60.4	56.4	53.2	52.4	52.4	54.0	54.0
50°	607.9	438.6	79.5	61.2	58.0	53.2	50.1	49.3	50.1	51.6	52.4
52.5°	658.7	473.6	77.9	60.4	55.6	50.1	47.7	46.9	47.7	49.3	50.1
55°	709.6	511.7	81.8	60.4	53.2	47.7	46.1	43.7	44.5	46.1	46.9
57.5°	763.6	553.1	93.8	58.8	51.6	46.1	43.7	41.3	41.3	42.9	42.9
60°	821.6	599.9	116.0	58.8	50.1	44.5	40.5	38.1	38.1	38.1	38.9
62.5°	886.0	656.4	142.2	59.6	50.9	42.9	37.3	34.2	34.2	35.0	34.2
65°	981.3	740.6	149.4	60.4	52.4	41.3	35.0	31.8	31.0	31.0	31.0
67.5°	1040.2	750.1	116.0	58.8	54.8	41.3	32.6	28.6	27.8	27.0	27.0
70°	997.2	658.7	82.6	56.4	54.8	41.3	31.0	26.2	24.6	23.0	23.0
72.5°	863.0	522.9	67.5	53.2	50.9	38.9	28.6	23.8	21.5	19.9	19.9
75°	691.3	371.1	57.2	49.3	42.9	31.0	23.8	19.9	18.3	17.5	17.5
77.5°	336.9	182.8	44.5	42.9	34.2	23.0	19.1	16.7	15.9	14.3	14.3
80°	98.5	67.5	33.4	34.2	21.5	15.9	14.3	13.5	12.7	11.1	11.9
82.5°	45.3	38.1	23.8	21.5	13.5	9.5	9.5	8.7	7.9	7.2	7.2
85°	18.3	19.1	12.7	10.3	6.4	4.8	4.0	4.0	3.2	3.2	3.2
87.5°	1.6	2.4	2.4	1.6	1.6	0.8	0.0	0.0	0.0	0.8	0.8
90°	0.0	0.0	0.0	0.0	0.0	0.0	0.0	0.0	0.0	0.0	0.0

Cooper Lighting Solutions Photometric Lab
1121 Highway 74 South
Peachtree City, GA 30269



LM-79-2019: Approved Method: Electrical and Photometric Measurements of Solid-State Lighting Products

Report Prepared for

Cooper Lighting Solutions

MCGRAW EDISON

Report Number: SP1-2408-195-9

Test Date: 08/07/2024

Luminaire Tested: GALN-SB1A-830-U-5WQ

Data in this report applies to families of products including GALN-SB1A-830-U-5WQ.

Test Information

Test Method: LM-79-2019
 Report Number: SP1-2408-195-9
 Test Lab: COOPER LIGHTING SOLUTIONS
 Photometer: SP1 - 76IN SPHERE
 Measurement Geometry: 4π
 Issue Date: 08/07/2024
 Manufacturer: COOPER LIGHTING SOLUTIONS
 Product Line: MCGRAW EDISON
 Catalog Number: **GALN-SB1A-830-U-5WQ**
 Description: GALLEON AREA AND ROADWAY LUMINAIRE. (1) 80 CRI, 3000K, 350MA HIGH DENSITY LIGHTSQUARE WITH 26 LEDS AND TYPE V WIDE OPTICS

Spectral Parameters

CCT (K): 3050
 CIE u': 0.2476
 CIE v': 0.5251
 Duv: 0.0034
 CIE x: 0.4383
 CIE y: 0.4131
 CIE z: 0.1487
 Peak Wavelength (nm): 603
 Dominant Wavelength (nm): 581
 Purity: 55.55201
 Rf: 81.5
 Rg: 99.2

CRI (Ra):	81.0		
R1:	79.6	R9:	7.1
R2:	85.6	R10:	67.0
R3:	92.0	R11:	82.7
R4:	82.6	R12:	63.2
R5:	78.9	R13:	80.3
R6:	81.7	R14:	95.0
R7:	85.2	R15:	71.7
R8:	62.0		



Test Conditions

Stabilization Time: 20M
 Operation Time: 1H 20M
 Sphere Temperature (°C): 24.2

REPORT NUMBER: SP1-2408-195-9

Measurement and Test Equipment			
Instrument	Identification Number	Calibration Date	Calibration Due Date
Photometer	IN0058	6/18/2024	12/18/2024
Power Meter	INXT2011004	2/8/2024	2/8/2025
AC Power Source	IN0063	10/24/2023	10/24/2024
DC Power Source	IN0208	10/24/2023	10/24/2024
Sphere Thermometer	IN0085	10/24/2023	10/24/2024
Room Thermometer	IN0046	10/24/2023	10/24/2024

REPORT NUMBER: SP1-2408-195-9

CIE 1931 Chromaticity Diagram



CIE 1931 Chromaticity Diagram with 2017 ANSI 7-Step and 4-Step Quadrangles



Point lies inside the ANSI 3000K 4-step quadrangle

REPORT NUMBER: SP1-2408-195-9

Photopic Flux vs. Wavelength



Photopic Lumens: NR

λ (nm)	Power W [^] /nm	Lumens (ϕ /nm)	λ (nm)	Power W [^] /nm	Lumens (ϕ /nm)	λ (nm)	Power W [^] /nm	Lumens (ϕ /nm)	λ (nm)	Power W [^] /nm	Lumens (ϕ /nm)	λ (nm)	Power W [^] /nm	Lumens (ϕ /nm)
360	0	NR	490	168	NR	620	940	NR	750	35	NR	880	1	NR
365	0	NR	495	233	NR	625	897	NR	755	30	NR	885	1	NR
370	0	NR	500	300	NR	630	847	NR	760	26	NR	890	1	NR
375	0	NR	505	372	NR	635	790	NR	765	22	NR	895	1	NR
380	0	NR	510	430	NR	640	730	NR	770	19	NR	900	1	NR
385	0	NR	515	483	NR	645	668	NR	775	16	NR	905	1	NR
390	0	NR	520	524	NR	650	605	NR	780	14	NR	910	0	NR
395	2	NR	525	555	NR	655	545	NR	785	12	NR	915	0	NR
400	4	NR	530	581	NR	660	485	NR	790	10	NR	920	0	NR
405	7	NR	535	604	NR	665	430	NR	795	9	NR	925	0	NR
410	17	NR	540	623	NR	670	378	NR	800	8	NR	930	0	NR
415	34	NR	545	645	NR	675	331	NR	805	7	NR	935	0	NR
420	68	NR	550	667	NR	680	290	NR	810	6	NR	940	0	NR
425	128	NR	555	693	NR	685	251	NR	815	5	NR	945	0	NR
430	214	NR	560	719	NR	690	218	NR	820	4	NR	950	0	NR
435	339	NR	565	754	NR	695	188	NR	825	4	NR	955	0	NR
440	507	NR	570	791	NR	700	162	NR	830	3	NR	960	0	NR
445	573	NR	575	830	NR	705	139	NR	835	3	NR	965	0	NR
450	356	NR	580	873	NR	710	119	NR	840	3	NR	970	0	NR
455	217	NR	585	913	NR	715	102	NR	845	2	NR	975	0	NR
460	168	NR	590	948	NR	720	88	NR	850	2	NR	980	0	NR
465	113	NR	595	974	NR	725	76	NR	855	2	NR	985	0	NR
470	85	NR	600	994	NR	730	65	NR	860	1	NR	990	0	NR
475	85	NR	605	998	NR	735	55	NR	865	1	NR	995	0	NR
480	94	NR	610	994	NR	740	47	NR	870	1	NR	1000	0	NR
485	120	NR	615	973	NR	745	41	NR	875	1	NR			

REPORT NUMBER: SP1-2408-195-9

Scotopic Flux vs. Wavelength



Scotopic Lumens: NR

S/P: 1.27

λ (nm)	Power W [^] /nm	Lumens (ϕ /nm)	λ (nm)	Power W [^] /nm	Lumens (ϕ /nm)	λ (nm)	Power W [^] /nm	Lumens (ϕ /nm)	λ (nm)	Power W [^] /nm	Lumens (ϕ /nm)	λ (nm)	Power W [^] /nm	Lumens (ϕ /nm)
360	0	NR	490	168	NR	620	940	NR	750	35	NR	880	1	NR
365	0	NR	495	233	NR	625	897	NR	755	30	NR	885	1	NR
370	0	NR	500	300	NR	630	847	NR	760	26	NR	890	1	NR
375	0	NR	505	372	NR	635	790	NR	765	22	NR	895	1	NR
380	0	NR	510	430	NR	640	730	NR	770	19	NR	900	1	NR
385	0	NR	515	483	NR	645	668	NR	775	16	NR	905	1	NR
390	0	NR	520	524	NR	650	605	NR	780	14	NR	910	0	NR
395	2	NR	525	555	NR	655	545	NR	785	12	NR	915	0	NR
400	4	NR	530	581	NR	660	485	NR	790	10	NR	920	0	NR
405	7	NR	535	604	NR	665	430	NR	795	9	NR	925	0	NR
410	17	NR	540	623	NR	670	378	NR	800	8	NR	930	0	NR
415	34	NR	545	645	NR	675	331	NR	805	7	NR	935	0	NR
420	68	NR	550	667	NR	680	290	NR	810	6	NR	940	0	NR
425	128	NR	555	693	NR	685	251	NR	815	5	NR	945	0	NR
430	214	NR	560	719	NR	690	218	NR	820	4	NR	950	0	NR
435	339	NR	565	754	NR	695	188	NR	825	4	NR	955	0	NR
440	507	NR	570	791	NR	700	162	NR	830	3	NR	960	0	NR
445	573	NR	575	830	NR	705	139	NR	835	3	NR	965	0	NR
450	356	NR	580	873	NR	710	119	NR	840	3	NR	970	0	NR
455	217	NR	585	913	NR	715	102	NR	845	2	NR	975	0	NR
460	168	NR	590	948	NR	720	88	NR	850	2	NR	980	0	NR
465	113	NR	595	974	NR	725	76	NR	855	2	NR	985	0	NR
470	85	NR	600	994	NR	730	65	NR	860	1	NR	990	0	NR
475	85	NR	605	998	NR	735	55	NR	865	1	NR	995	0	NR
480	94	NR	610	994	NR	740	47	NR	870	1	NR	1000	0	NR
485	120	NR	615	973	NR	745	41	NR	875	1	NR			

REPORT NUMBER: SP1-2408-195-9

Melanopic Flux vs. Wavelength



Melanopic Lumens: NR

M/P: 2.32

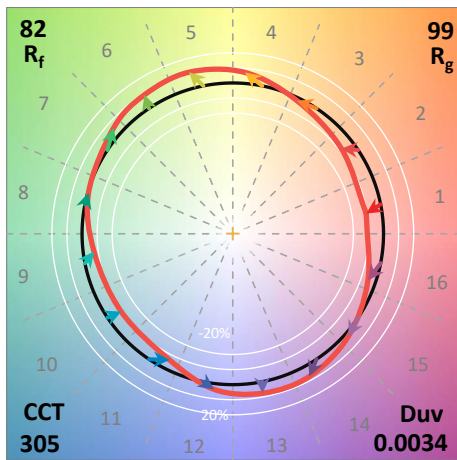
λ (nm)	Power W [^] /nm	Lumens (φ/nm)	λ (nm)	Power W [^] /nm	Lumens (φ/nm)	λ (nm)	Power W [^] /nm	Lumens (φ/nm)	λ (nm)	Power W [^] /nm	Lumens (φ/nm)	λ (nm)	Power W [^] /nm	Lumens (φ/nm)
360	0	NR	490	168	NR	620	940	NR	750	35	NR	880	1	NR
365	0	NR	495	233	NR	625	897	NR	755	30	NR	885	1	NR
370	0	NR	500	300	NR	630	847	NR	760	26	NR	890	1	NR
375	0	NR	505	372	NR	635	790	NR	765	22	NR	895	1	NR
380	0	NR	510	430	NR	640	730	NR	770	19	NR	900	1	NR
385	0	NR	515	483	NR	645	668	NR	775	16	NR	905	1	NR
390	0	NR	520	524	NR	650	605	NR	780	14	NR	910	0	NR
395	2	NR	525	555	NR	655	545	NR	785	12	NR	915	0	NR
400	4	NR	530	581	NR	660	485	NR	790	10	NR	920	0	NR
405	7	NR	535	604	NR	665	430	NR	795	9	NR	925	0	NR
410	17	NR	540	623	NR	670	378	NR	800	8	NR	930	0	NR
415	34	NR	545	645	NR	675	331	NR	805	7	NR	935	0	NR
420	68	NR	550	667	NR	680	290	NR	810	6	NR	940	0	NR
425	128	NR	555	693	NR	685	251	NR	815	5	NR	945	0	NR
430	214	NR	560	719	NR	690	218	NR	820	4	NR	950	0	NR
435	339	NR	565	754	NR	695	188	NR	825	4	NR	955	0	NR
440	507	NR	570	791	NR	700	162	NR	830	3	NR	960	0	NR
445	573	NR	575	830	NR	705	139	NR	835	3	NR	965	0	NR
450	356	NR	580	873	NR	710	119	NR	840	3	NR	970	0	NR
455	217	NR	585	913	NR	715	102	NR	845	2	NR	975	0	NR
460	168	NR	590	948	NR	720	88	NR	850	2	NR	980	0	NR
465	113	NR	595	974	NR	725	76	NR	855	2	NR	985	0	NR
470	85	NR	600	994	NR	730	65	NR	860	1	NR	990	0	NR
475	85	NR	605	998	NR	735	55	NR	865	1	NR	995	0	NR
480	94	NR	610	994	NR	740	47	NR	870	1	NR	1000	0	NR
485	120	NR	615	973	NR	745	41	NR	875	1	NR			

Summary

$R_f = 81.5$
 $R_g = 99.2$
 $CIE R_a = 81.0$
 $R_9 = 7.1$



Color Vector Graphics



Individual Sample Fidelity Index ($R_{f,i}$)

CES01 = 86	CES26 = 74	CES51 = 89	CES76 = 70
CES02 = 63	CES27 = 88	CES52 = 92	CES77 = 86
CES03 = 31	CES28 = 89	CES53 = 81	CES78 = 72
CES04 = 70	CES29 = 67	CES54 = 87	CES79 = 90
CES05 = 50	CES30 = 68	CES55 = 85	CES80 = 88
CES06 = 51	CES31 = 71	CES56 = 78	CES81 = 78
CES07 = 42	CES32 = 70	CES57 = 76	CES82 = 95
CES08 = 41	CES33 = 71	CES58 = 78	CES83 = 90
CES09 = 29	CES34 = 82	CES59 = 92	CES84 = 94
CES10 = 76	CES35 = 90	CES60 = 95	CES85 = 86
CES11 = 59	CES36 = 93	CES61 = 93	CES86 = 72
CES12 = 65	CES37 = 87	CES62 = 83	CES87 = 85
CES13 = 43	CES38 = 75	CES63 = 77	CES88 = 83
CES14 = 74	CES39 = 94	CES64 = 83	CES89 = 75
CES15 = 71	CES40 = 89	CES65 = 77	CES90 = 81
CES16 = 47	CES41 = 85	CES66 = 80	CES91 = 96
CES17 = 50	CES42 = 86	CES67 = 79	CES92 = 73
CES18 = 56	CES43 = 81	CES68 = 84	CES93 = 84
CES19 = 72	CES44 = 99	CES69 = 91	CES94 = 64
CES20 = 66	CES45 = 87	CES70 = 78	CES95 = 80
CES21 = 87	CES46 = 82	CES71 = 76	CES96 = 84
CES22 = 79	CES47 = 77	CES72 = 92	CES97 = 87
CES23 = 92	CES48 = 71	CES73 = 71	CES98 = 81
CES24 = 91	CES49 = 81	CES74 = 93	CES99 = 74
CES25 = 72	CES50 = 89	CES75 = 74	



Color Rendition by Hue-Angle Bin



Measure Comparisons



(END OF REPORT)